

Isolated DC-DC Converter

Typical Efficiency 80%

Switching frequency: 300KHz±30 KHz

SC Protection (Auto Recover)

Can Be Dual (+/-) Output

Low Ripple, Metal Case Shield



Input Characteristic

Default Input Voltage Range (2:1)

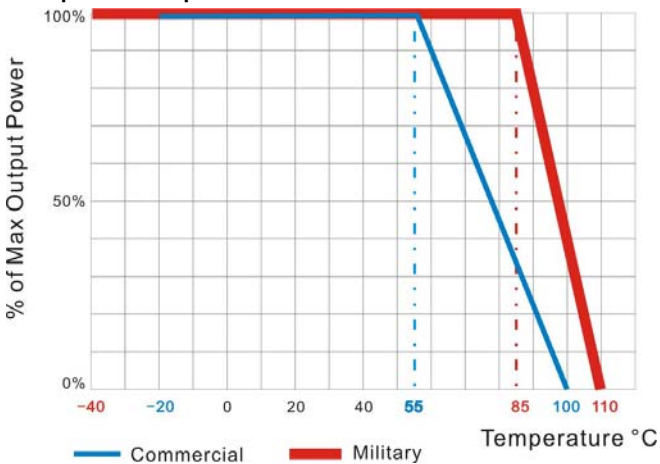
5V	4.5~9VDC
12V	9~18VDC
24V	18~36VDC
48V	36~72VDC
110V	74~144VDC

Wide Input Voltage Range (4:1)

12V	10~36VDC
48V	18~72VDC

Input Reverse Protection: No  
 Input Under Voltage Protection: Yes

Temperature performance:



Output Characteristic

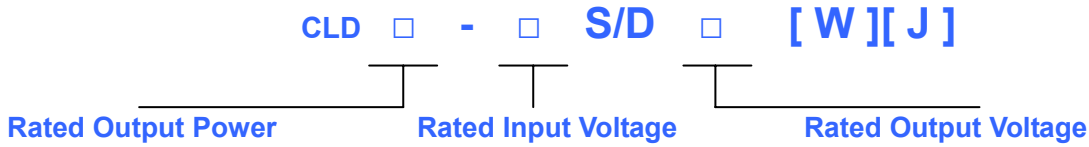
Typical Efficiency:	80%
Ripple p-p:	1% of output voltage (MAX 200mV)
Load Regulation:	0.5%
Line Regulation :	0.2%
Dynamic response:	±4.0/500us%
Short-circuit Protection:	yes
Start Time Delay:	≤200mS

Other info

Switching frequency:	300KHz ± 30 KHz
Operating temperature:	Industrial -25°C ~ +55°C Military -40°C ~ +85°C
Max Allowed Case Temperature:	Industrial 100°C Military 110°C
Storage Temperature:	Industrial -40°C ~ +105°C Military -55°C ~ +120°C
Storage Humidity:	20~90%
Isolation Voltage:	Input - Output 500/1000 VDC ≤0.5mA/1min * Input - Case 500Vdc ≤0.5mA/1min
MTBF:	200000Hrs
Case Material:	Metal

\* Please specify when order

Ordering Information:

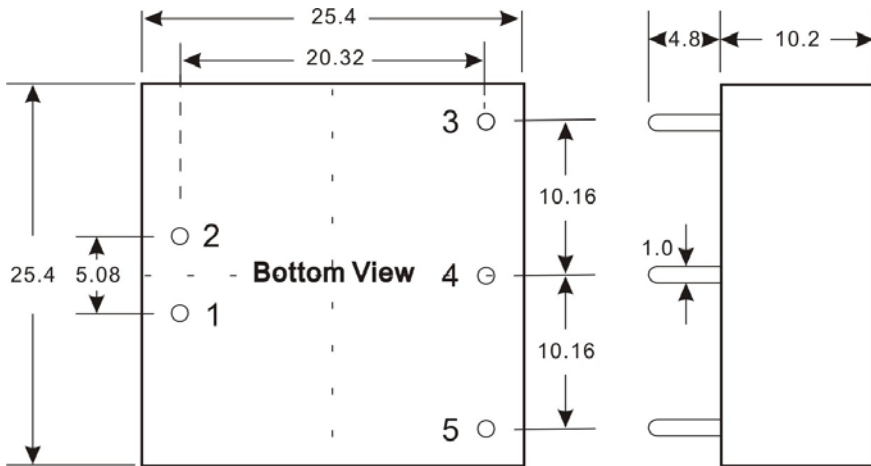


**Note:** S – Single Output    D – Dual Outputs  
 J – Military    W - 4:1 input    (Leave it empty for Industrial normal input range)

Example:

Input	Output	Max Output Current / Power	Model
12V (18~36VDC)	24V	0.21A (5W)	CLD5-12S24
24V (18~36VDC)	12V	0.25A (3W)	CLD3-24S12
24V (18~36VDC)	24V	0.21A (5W)	CLD5-24S24
12V (9~18VDC)	5V	1A (5W)	CLD5-12S05
5V (4.5~9VDC)	+/-5V	+/-0.5A (5W)	CLD5-05D05
24V (9~36VDC) W	12V	0.25A (3W)	CLD3-24S12W

Dimensions:



Pin	Single	Dual
1	Vin -	Vin -
2	Vin +	Vin +
3	Vout +	Vout +
4		COM
5	GND	Vout -

Unit: mm

NOTE: Size may change slightly to meet military grade or isolation requirements etc.