

## Isolated DC-DC Converter

Typical Efficiency 80%

SC Protection (Auto Recover)

Low Ripple, Metal Case Shield

Broadband Noise Filter at Input



### Input Characteristic

Default Input Voltage Range (2:1)

5V	4.5~9VDC
12V	9~18VDC
24V	18~36VDC
48V	36~72VDC
110V	80~170VDC
300V	200~400VDC

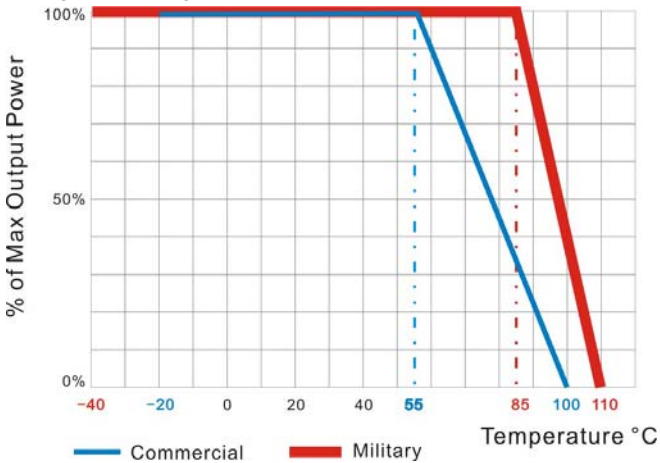
Wide Input Voltage Range (4:1)

12V	10~36VDC
-----	----------

Input Reverse Protection: No

Input Under Voltage Protection: Yes

### Temperature performance:



### Output Characteristic

Typical Efficiency:	80%
Ripple p-p:	1% of output voltage (MAX 400mV)
Load Regulation:	0.4%
Line Regulation :	0.2%
Dynamic response:	±4.0/500us%
Short-circuit Protection:	yes
Start Time Delay:	≤200mS

### Other info

Switching frequency: 180KHz ± 20 KHz

Operating temperature:

Industrial	-25°C ~ +55°C
Military	-40°C ~ +85°C

Max Allowed Case Temperature:

Industrial	100°C
Military	110°C

Storage Temperature:

Industrial	-40°C ~ +105°C
Military	-55°C ~ +120°C

Storage Humidity:

20~90%

Isolation Voltage:

Input - Output	1500 VDC ≤ 0.5mA/1min *
Input - Case	1000Vdc ≤ 0.5mA/1min

MTBF:

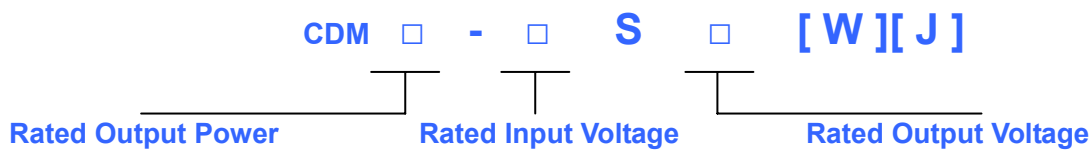
200000Hrs

Case Material:

Metal

Remote ON/OFF: Implement if needed

### Ordering Information:

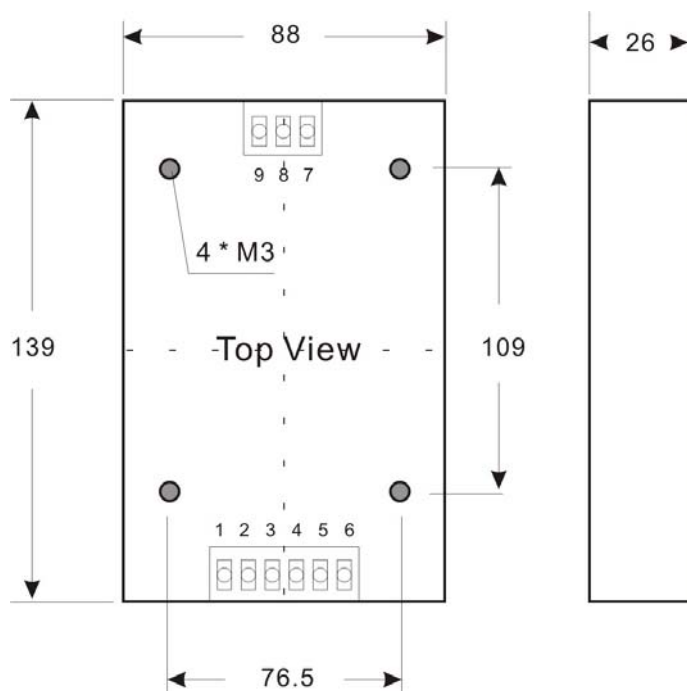


**Note:** S – Single Output    D-Dual Outputs  
 J – Military    W - 4:1 input    (Leave it empty for Industrial normal input range)

**Example:**

Input	Output	Max Output Current / Power	Model
12V (18~36VDC)	24V	5A (120W)	CDM120-12S24
24V (18~36VDC)	12V	15A (180W)	CDM180-24S12
24V (18~36VDC)	24V	5A (120W)	CDM120-24S24
12V (9~18VDC)	5V	25A (125W)	CDM125-12S05
18V (9~36VDC) W	12V	10A (120W)	CDM120-18S12W

**Dimensions:**



Pin	Single	Dual
1	Vout +	Vo1 +
2	Vout +	Vo1 +
3	Vout +	Vo1 -
4	Vout -	Vo1 -
5	Vout -	Vo2 +
6	Vout -	Vo2 -
7	REM	REM
8	Vin +	Vin +
9	Vin -	Vin -

Unit: mm