

Wide input range

Typical Efficiency 82%

Switching frequency: 180 KHz

SC Protection (Auto Recover)

MTBF 200,000 Hours

Metal Case, epoxy sealed anti-moisture



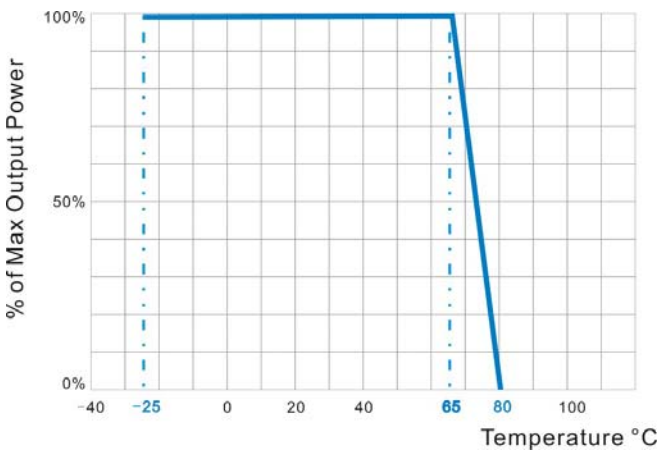
RoHS

CE

Input Characteristic

Default Input Voltage Range
110/220VAC 85~265VAC

Temperature performance:



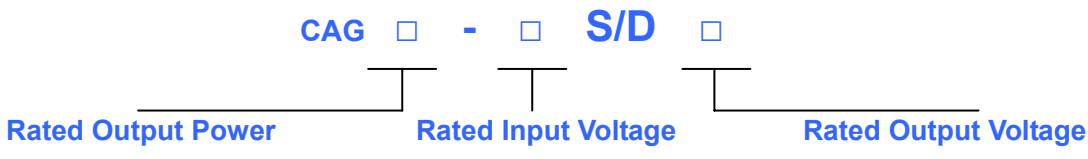
Output Characteristic

Typical Efficiency: 83%
 Ripple p-p: 1% of output voltage (MAX 180mV)
 Output Accuracy: ±1%
 Load Regulation: ±0.5%
 Line Regulation: ±0.2%
 Dynamic response: ±4.0/500us%
 Short-circuit Protection: yes
 Start Time Delay: ≤1mS

Other info

Switching frequency: 180±20 KHz
 Operating temperature:
 Industrial -25°C ~ +65°C
 Max Allowed Case Temperature:
 Industrial 80°C
 Storage Temperature:
 Industrial -40°C ~ +105°C
 Storage Humidity: 10~90%
 Isolation Voltage:
 Input - Output 2500 VDC≤10mA/1min
 Input - Case 1500VDC≤10mA/1min
 Output - Case 500VDC≤10mA/1min
 Insulation: 200M Ohm
 MTBF: 200000Hrs
 Case Material: Plastic/Metal

Ordering Information:

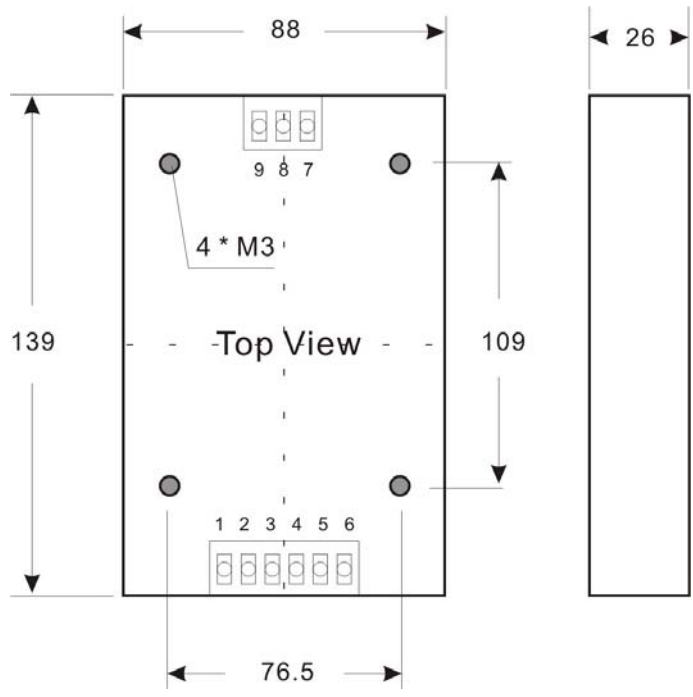


Note: S – Single Output D – Dual Outputs
 Output can be 3.3/5/9/12/15/24/28/48VDC etc, or customize

Example:

Input	Output	Max Output Current / Power	Model
220V (85~265VAC)	24V	6.25A (150W)	CAG150-220S24
220V (85~265VAC)	12V	10.4A (125W)	CAG125-220S12
220V (85~265VAC)	05V and 12V	10A and 4A (50 + 50W)	CAG100-220D0512

Dimensions:



Pin	Single
1	Vo+
2	Vo+
3	Vo+
4	Vo-
5	Vo-
6	Vo-
7	AC(L)
8	AC(N)
9	FG

Unit: mm

Note: Size may be changed slightly to meet power requirements. Pin definition will be changed according to different outputs